



**The Art Institute  
of Austin®**

*A branch of The Art Institute of Houston*

# **INDEPENDENT HOUSING GUIDE**

101 W Louis Henna Blvd Ste 100, Austin, TX 78728

The Art Institute of Austin, A branch of The Art Institute of Houston, is not liable for and makes no representation regarding suitability or compatibility of roommates. The Art Institute of Austin, A branch of The Art Institute of Houston, is not responsible for the content or accuracy of any web site linked to this guide. The links provided are for your information and convenience only. The Art Institute of Austin, A branch of The Art Institute of Houston, does not endorse, support or sponsor the content of any linked web sites. If you access or use any third party web sites, you do so at your own risk.

# Table of Contents

A Quick Guide to finding Independent Housing	3-4
Apartment Listings in the Area*	5-7
Apartment Leasing Guide	8-9
Finding the Right Roommate	10
How & When to Set-up Utilities	11
Bus and Train Transit	12-16
Local Area Services and Attractions	17-21

# A Step-By-Step Guide To Finding Independent Student Housing

**Step 1: Decide what you can afford to pay each month.**

Complete a prospective monthly budget for housing. This should include rent, utilities, housing deposits, and utilities deposits, and possibly furniture and washer/dryer rental fees. Meeting with a Financial Aid Officer should be part of the initial planning process.

**Step 2: Decide if you want to live alone or with roommates.**

Sharing a house or apartment with a roommate(s) is a great way to keep the expenses down. Find a roommate you will be compatible with who can, also, afford to contribute equally to living expenses. **If you and your current roommates would like to enter into leases with the apartment community directly, please let Leslie know no later than June 1. Please see page \_\_\_\_\_ for a step by step guide to transitioning your apartment from School sponsored housing to independent housing.**

**Step 3: Decide what type of housing you are looking for.**

Consider the following questions when narrowing down your choices for housing:

How far do I want/need to live from campus?	Do you want to live somewhere that has a lot of students?	How long do you want to be committed to a lease?
Do you need a place that's furnished?	Are you going to have pets?	How much space do you need?
What amenities do you want?	Are you interested in living in a Co-op?	What are the costs associated to move in? ex-application fees, deposits, income requirements

Consider using an apartment finder who can locate properties with your specific financial and living needs in mind.

**Step 4: Decide when you will exit School Sponsored Housing.**

After looking at apartments and finances, decide on an exit date that will make your move smooth and successful. **Your final date to exit housing is August 31.**

**Step 5: Narrow your search and begin visiting properties.**

Generate a list of your top 5 picks and call to schedule an appointment to visit the property. If you are going to have a roommate(s), make sure that person goes along with you.

Make sure that you have the following information before you leave:

Qualifications for leasing- especially co-signers	Requirement for renter's insurance	Additional fees
Amenities	Subleasing policies	Lease break fees
Flooding	Crime incidences	Parking regulations
Upkeep of premises	Cable/internet providers	Avg. utility costs

**Step 6: Decide when you will exit School Sponsored Housing.**

After looking at apartments and finances, decide on an exit date that will make your move smooth and successful. Your final date to exit housing is August 31.

**Step 7: Arrange your move**

Once you have identified a new place to live, signed your lease, make sure to complete the following:

1. Turn on utilities- this may have to be in one person's name, which means you'll have to decide how you will pay that person. Consider apps like Venmo, Cash App, Chase Quick Pay, Apple Pay or directly paying that person. Set a reminder each month so that you pay that person (or bill) on time. Be prepared to make deposits to turn on cable, internet, and electricity.
2. Get a moving vehicle- depending on how much you have, you and your new roommates might consider getting a moving truck. Make sure you tie down and secure all of your belongings in the truck
3. Move in small batches- if you're not planning to use a moving truck, consider moving in small batches. Here are a few tips:
  - a. Cover your hanging clothes in giant trash bags and lay them (with the hanger on) in your car and drive them over. This makes re-hanging your clothes easy
  - b. Move one room at a time
  - c. Find free moving boxes- grocery stores or places like Wal-Mart will always have free boxes to give away.

**Step 8: Return your keys, check out of the apartment, and stay in touch**

Congratulations! You've made the next step in your adult journey by obtaining independent housing. Housing staff member will inspect your apartment, and inform you of any damages that require charges. Turn in your keys, key fobs, and parking tags to that housing staff member. Do not schedule a check out until your belongings are completely out.

Stay in touch with your RLC and friends in the housing community. Although we won't live in the same community, we are still a part of the larger Ai Austin community. Your RLC is still here to support you through your college journey!

# Apartment/Alternative Housing

## Listings in the Area

*The Art Institute of Austin neither inspects nor endorses any unit or home, landlord or property locations contained in this guide. All listed rental rates and transit prices are subject to change. If you have further questions or need additional assistance, please contact the Student Life Office, or each apartment community directly.*

Parkside Crossing	3400 Shoreline Dr. Austin, TX 78728 512-238-1775
The Links at Forest Creek	20404 Poppy Hills Trl, Round Rock, TX 78664 512-284-7248
The Griffis on La Frontera	2811 La Frontera Blvd. Austin, TX 78728 512-218-1773
The Enclave at La Frontera	2800 La Frontera Blvd. Round Rock, TX 78681 512-600-2800
La Frontera Square	2601 La Frontera Blvd. Round Rock, TX 78681
Lakeside at La Frontera	941 Hester's Crossing Round Rock, TX 78681 512-600-9400
Madison at Dell Ranch	700 Louis Henna Blvd. Round Rock, TX 78664 512-671-3800
Apple Creek Apartments	1501 Lanmont Dr. Round Rock, TX 78664 512-244-3715

The Landing at Round Rock	7711 O'Connor Rd Round Rock, TX 78681 512-256-6537
Belmont Place Apartment Homes	1500 Lawnmont Dr. Round Rock, TX 78664 512-244-3313
Churchill Crossing Apartments	14100 Thermal Dr. Austin, TX 78728 512-252-3524
Limestone Canyon Apartments	12118 Walnut Park Crossing Austin, TX, 78753 512-836-336
Waters at Willowrun <i>*This property is an affordable housing property. You must qualify to live here</i>	15433 FM 1325 Austin, TX 78728 512-647-2380

## Apartment Finders

Apartment Pros Jamilla Evans	3203 S IH-35 – Suite 585 Round Rock, TX 78664 210-475-2383
---------------------------------	--

## Austin Area Co-Ops

College Houses- Taos	2612 Guadalupe St. Austin, TX 78705
College Houses- Halstead	1905 Nueces St. Austin, TX 78705
College Houses- Pearl Street	2000 Pearl St. Austin, TX 78705
College Houses- Laurel	1905 Nueces St. Austin, TX 78705
College Houses- Opsis	1906 Pearl St. Austin, TX 78705

College Houses- Nueces	1905 Nueces St. Austin, TX 78705
College Houses- Main Office	<p>Summer Office Hours (May 16th-August 23rd)</p> <p>12:00 Noon-6:00 PM Monday-Friday, or by appointment.</p> <p>1906 Pearl Street, Austin, TX 78705</p> <p>Phone: 512.476.5678</p> <p>Fax: 512.476.1743</p>
La Reunion Cooperative	<p>info@lareunioncoop.org or via phone at 512-763-0558.</p>

# Apartment Lease Guide



## Questions to Ask When Inspecting the Property

- In what condition are the appliances?
- In what condition is the plumbing?  
Is the water pressure relatively steady? Does the hot water stay hot? (Ask to check these yourself.)
- Do you ever see bugs or rodents?
- Where are the electrical outlets?  
Are they adequate for computer, sound systems, and appliances?
- How loud/quiet is the building at night and weekends? How about the neighbors?
- How is the security in the building? Are there deadbolt locks and a peephole on the door? Do the windows all close and lock securely?

## Financial Requirements

In order to rent an apartment, you will be asked to complete an application form by your prospective landlord. You may also be required to pay an amount for credit reports and/or application fees. Landlords are mainly concerned with you and/or your guarantor having steady income and good credit. Many landlords require that the prospective tenant have an income equal to 2-4 times the monthly rent in monthly salary (combined income is used for roommates). You and your roommate(s) will need to have all of your income verification paperwork readily available upon application for an apartment.

## Signing Your Lease

Leases are important for clarification of the responsibilities of the landlord and tenant. If you don't have a lease, the landlord could ask you to leave or raise your rent on short notice. Factors such as when your rent is due, if pets are allowed, and who is responsible for maintenance need to be clear in the lease. Any changes to the standard lease are usually included in a separate lease rider.

## Funds

When the landlord approves your apartment application, be prepared to pay the first month's rent and the security deposit upon lease signing. Most landlords require that these funds be paid in the form of separate certified checks or money orders. Most Landlords will not accept personal checks or credit cards.





## When you start looking for apartments:

### Bring the following items:

- Letter from your current employer stating your salary or from CPA if freelance or business owner.
- First two pages of last year's tax return.
- Most recent bank statement(s), bank account numbers and credit card numbers.
- Most recent pay stub(s), names, addresses and phone numbers of previous landlords.
- Names, addresses and phone numbers of personal and business references.
- Photo I.D. such as driver's license or passport.

### What can I afford?

**Consider the full range of your expenses such as tuition, food, rent, and transportation.** It is easy to forget some items that are monthly and routine such as car payments. And entertainment items such as movie and concert tickets, pizzas and snacks can add up to a considerable amount if they are not planned. **Without a budget plan and continuous review of both your income and expenses, you run the risk of depleting your financial resources.** For many students, this situation becomes one where they believe they have lost control of their life situation. This can result in panic feelings and physical distress. **Resources in Students Life, Financial Services, and Counseling Services may assist you in facilitating a resolution** to the problem.

In order to determine what to rent, think very carefully about your budget and how much you can afford. Take into consideration all sources of income, such as job income, money from loans, grants etc. when calculating what you can afford. **Generally your rent should not be more than one-quarter to one-third of your total monthly income.**

### Length of Lease

**Leases are for one or two years and generally begin on the 1st or the 15th of the month.** There are some landlords that will offer six month leases or sometimes even month to month leases.

### Safety & Security

1. Before you select a place to live, call the local police for crime statistics in your area.
2. Get to know your apartment manager, the staff in your community, and your neighbors.
3. Be observant of your neighbors' traffic patterns so that you know what's "typical" and will recognize someone who is out of place.
4. Where are the nearest laundry facilities? If on the property, do they get crowded? Are they free or coin-operated?
5. How is the security in the building? Are there deadbolt locks and a peephole on the door? Do the windows all close and lock securely?
6. Always look through the peephole viewer to see who is outside your door. Never open it for someone you don't know.
7. If someone you don't know or trust asks you to make an emergency phone call, don't open the door. You make the call for them.
8. Give no indication in the phone directory that you are a female or living alone.
9. When returning home, make sure that you are not being followed. Be on the lookout for anyone who may be waiting for you to unlock your door so that they can force their way in.



# Finding the Right Roommate

Depending upon your current situation, you might need a roommate. Don't know where to start? Consider living with your current roommates. For more information on determining whether or not your School Sponsored Housing apartment is eligible to transition into an independent apartment, please contact your Residence Life Coordinator. There will also be a bulletin board on campus for roommate needs/apartment vacancies.

Believe it or not, the first step in your roommate search is to know yourself! Then, you will have a better idea about the types of behaviors you find desirable in a roommate, and you can then express your preferences in your ad. Consider the following when choosing a roommate:

1. Living habits
2. Sleeping habits
3. Noise tolerance
4. General cleanliness
5. Smoking



## Finding Them and Keeping Them!

Picking the right roommate is very important. Make sure that you ask all of the essential questions prior to agreeing to live with someone.

### Roommate Search

#### Engines

[www.roommates.com](http://www.roommates.com)

[www.roomiematch.com](http://www.roomiematch.com)

[www.roomsurf.com](http://www.roomsurf.com)

[www.roomster.com](http://www.roomster.com)

#### Ask the Right Questions

1. What do they do for a living? Do they have a steady source of income?
2. Are they okay with splitting all of the living/apartment costs ?
3. Ask your friends and people at school if they know of anyone needing a roommate or a place to stay.
4. Ask how they feel about guests visiting and staying over in the apartment.

# How & When to Set-Up Utilities

Your lease will tell you which utilities you are responsible for. You can also ask your landlord. Usually, landlords will cover certain utilities, like water and trash.

Below is a complete list of utilities you may need to set up:

- Electricity
- Natural gas
- Internet, Cable, and Telephone
- Security/alarm systems
- Trash collection
- Water and sewer

You should ask your landlord if there are preferred providers. For example, your unit may be wired to receive cable from a certain provider, like Comcast or Dish. It's best to double check with your landlord before reaching out to providers. And for electricity, there is typically only one provider. By asking your landlord which provider to contact, you remove some of the guesswork and save time.

In summary, here are two crucial questions to ask your landlord:

1. Which utilities do you need to set up?
2. Are there preferred providers for each utility?

## When to Set Up Utilities

It's important to set up utilities before you move, ideally about two weeks before you move. You'll need utilities working from the first day you live there. When you're setting up utilities, you'll select a start date. If you're moving in on the first of the month, then the utility start date is the first of the month. Some landlords will set up Landlord Rollover for important utilities so that when one tenant moves out, the utilities switch temporarily to the landlord's name. This ensures that services stay on between tenants; pipes won't freeze, the power stays on, and water will still be delivered.

That being said, it's best to plan ahead to have utilities start the day you move, but if for some reason, you do not, then landlord rollover may offer you some flexibility.

## How to Set Up Utilities

To set up utilities, we recommend going to the provider's webpage and logging in. Most providers have online portals that make it easy and fast to transfer, start, or stop service.

Here's what you'll need to provide:

- New address (make sure to include your unit number)
- Start date or transfer date

You can call each company separately if you want to, but it's typically much faster to complete these requests online.

# Bus and Train Transit

Information provided by: <https://www.capmetro.org/home/>



## Customer Services & Fares

Call the GO Line –  
512-474-1200

Email us at:  
[customer.service@capmetro.org](mailto:customer.service@capmetro.org)

### Transit Store

**Address:** 209 West 9th Street,  
Austin, TX 78701

**Phone:** 512-389-7454

#### Hours:

For general inquires, [Lost & Found](#),  
and ticket sales:

Weekdays 7:30 a.m. - 5:30 p.m.

For Reduced Fare and MetroAccess  
ID Cards:

Weekdays 8:30 a.m. - 4:30 p.m.

## Fare Per Service Type (as of 05/18/2018)

### Commuter Service

All Local services, plus  
MetroExpress Routes and  
MetroRail trains

#### Commuter Fares

Single Ride	\$3.50
Single Ride, Reduced*	\$1.75
Day Pass	\$7.00
Day Pass, Reduced*	\$3.50
7-Day Pass	\$27.50
31-Day Pass	\$96.25
31-Day Pass, Reduced*	\$48.10

### Commuter Service

All Local services, plus  
MetroExpress Routes and  
MetroRail trains

#### Commuter Fares

Single Ride	\$3.50
Single Ride, Reduced*	\$1.75
Day Pass	\$7.00
Day Pass, Reduced*	\$3.50
7-Day Pass	\$27.50
31-Day Pass	\$96.25
31-Day Pass, Reduced*	\$48.10

### How To Buy A Pass

**CapMetro App** – Turn your phone into a pass!  
With the CapMetro App, you can buy and  
manage passes for all services, Local or  
Commuter.

**On Board** – You can buy a Single Ride or Day  
Pass at the front entrance of our vehicles with  
the help of the operator.

**Retail Outlets** – Passes are available at dozens  
of convenient retail outlets located throughout  
the city, including H-E-B, Randall's and other  
local grocery stores. Contact your store to see  
what they carry.

**Rail Stations** – Commuter Single Ride and Day  
Passes are available at any MetroRail station at  
the TVMs on the platforms. They take cash  
only.

**Online** – Use the Online Marketplace. Passes  
are added to your CapMetro App instantly or  
mailed within 5 business days.

**Transit Store** – To buy passes in person, stop by  
our Transit Store, located in downtown Austin.

### Stored Value

Stored Value Cards come pre-  
loaded with a cash value that you  
use at the farebox or the ticket  
vending machines (TVMs) on the  
MetroRail platforms like any  
other pass.

#### Stored Value Cards

\$20	\$20 worth of fares
\$40	\$40 worth of fares

### MetroAccess

A shared-ride paratransit service  
for qualified people with  
disabilities that mirrors regular  
bus and train service at a reduced  
rate.

#### MetroAccess Fares

Single Ride	\$1.75
10-Ride Booklet	\$17.50
Monthly Pass	\$46.50

# Bus and Train Transit

Information provided by: <https://www.capmetro.org/home/>



## **Customer Services & Fares**

Call the **GO Line** –  
**512-474-1200**

Email us at:  
[customer.service@capmetro.org](mailto:customer.service@capmetro.org)

### **Transit Store**

**Address:** 209 West 9th Street,  
Austin, TX 78701

**Phone:** 512-389-7454

#### **Hours:**

For general inquiries, [Lost & Found](#), and ticket sales:  
Weekdays 7:30 a.m. - 5:30 p.m.

For Reduced Fare and  
MetroAccess ID Cards:  
Weekdays 8:30 a.m. - 4:30 p.m.

## **Additional Fare Information (as of 05/18/2018)**

### **Young kids ride free**

Children 5 and younger, accompanied by an adult, ride free.

### **Emergency and military personnel**

Emergency and military personnel in uniform ride for free, too. Active-duty military personnel not in uniform also qualify for reduced fares with a valid military ID.

### **\*Reduced Fare ID Card program**

The Reduced Fare ID (RFID) Card enables riders to receive a half-price fare. The card costs \$3.00 and is good for two years.

The following groups are eligible for this card:

- Seniors 65 and older
- Medicare card holders
- Active-duty military personnel
- Riders with disabilities (see eligibility guidelines online: <https://www.capmetro.org/home/>)


Students 6-18 who do not have a school ID issued by their school can also apply for an RFID card. Eligible riders must have the RFID card with them in order to receive the reduced fare. Lost, stolen or damaged cards cost \$3.00 to replace for the first two replacements. The third replacement costs \$6.00. You can replace your card at the Transit Store.

### **How to Apply**

- Pick up and application at the Transit Store.
- Call 512-389-7475 and request an application in the mail.
- Download the application from our web site <https://www.capmetro.org/home/>
- Accessible application forms are also available upon request. Call 512-389-7475, or send an email to [requestformailouts@capmetro.org](mailto:requestformailouts@capmetro.org)


## How to Ride the Bus

1.




Find the closest bus stop and stand by the sign. Have exact change ready. When the bus approaches, the number and name of the bus route will display on the top front of the bus. Wave to the driver to stop.

2.




Board the bus and place exact change in the farebox or show your valid pass.

3.



Sit down, relax, and watch for your destination stop.

4.



One block before your destination, pull the overhead cord once to ring the bell and to turn on the "request stop" light.

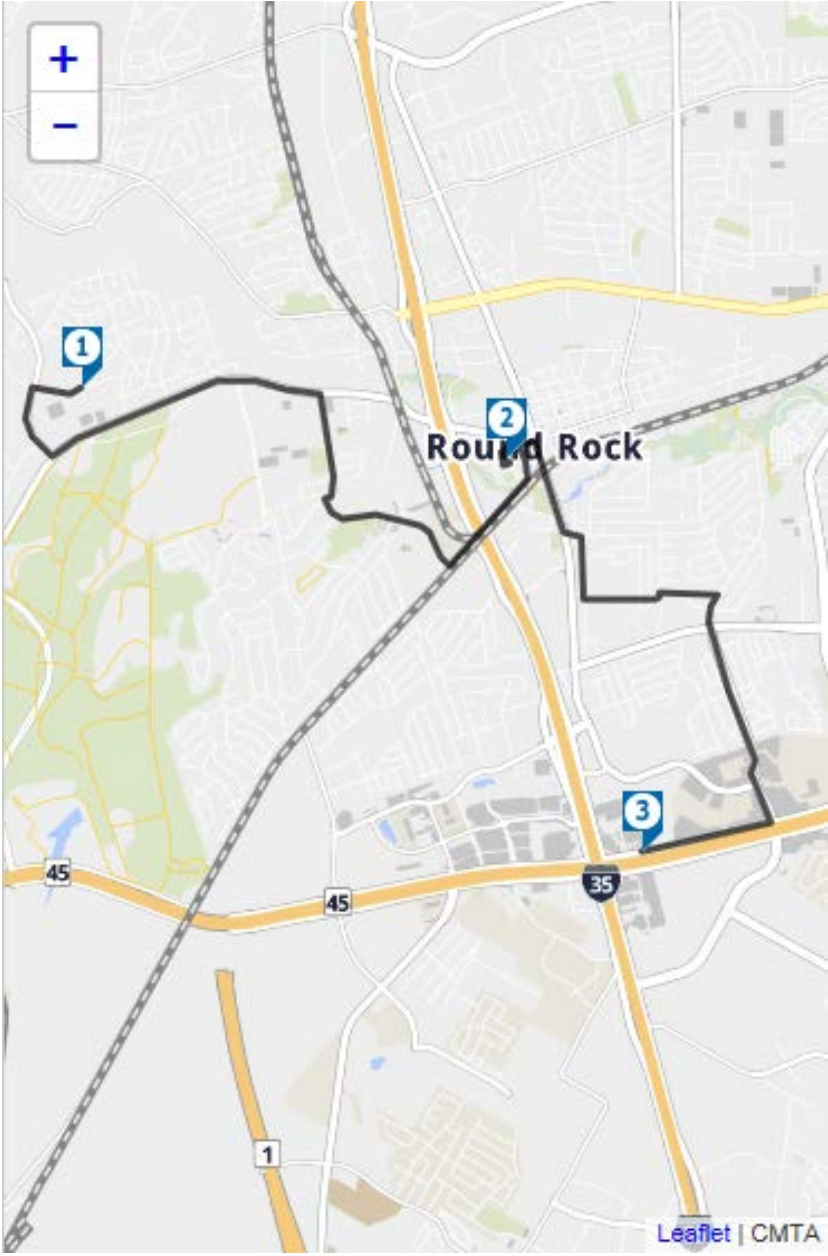
5.



Wait for the bus to come to a complete stop and exit at the front or back doors.

# MetroBus

## 51-RR CIRCULATOR



# MetroBus

## 51-RR CIRCULATOR



### EB - Eastbound, Weekday

1: Park Valley / Oakwood	2: Bagdad / Brown	3: Louis Henna / IH 35	To Garage
7:04a	7:18a	7:30a	
8:04a	8:18a	8:30a	
9:04a	9:17a	9:30a	
10:04a	10:17a	10:30a	
11:04a	11:17a	11:30a	
<b>12:04p</b>	<b>12:17p</b>	<b>12:30p</b>	
<b>1:04p</b>	<b>1:17p</b>	<b>1:30p</b>	
<b>2:03p</b>	<b>2:16p</b>	<b>2:30p</b>	
<b>3:08p</b>	<b>3:21p</b>	<b>3:35p</b>	
<b>4:13p</b>	<b>4:26p</b>	<b>4:40p</b>	
<b>5:18p</b>	<b>5:31p</b>	<b>5:45p</b>	
<b>6:14p</b>	<b>6:27p</b>	<b>6:41p</b>	



### WB - Westbound, Weekday

3: Louis Henna / IH 35	2: Bagdad / Brown	1: Park Valley / Oakwood	To Garage
6:30a	6:44a	6:56a	
7:30a	7:44a	7:56a	
8:30a	8:44a	8:56a	
9:30a	9:43a	9:57a	
10:30a	10:43a	10:57a	
11:30a	11:43a	11:57a	
<b>12:30p</b>	<b>12:43p</b>	<b>12:57p</b>	
<b>1:30p</b>	<b>1:43p</b>	<b>1:57p</b>	
<b>2:30p</b>	<b>2:44p</b>	<b>3:00p</b>	
<b>3:35p</b>	<b>3:49p</b>	<b>4:05p</b>	
<b>4:40p</b>	<b>4:54p</b>	<b>5:10p</b>	
<b>5:45p</b>	<b>5:59p</b>	<b>6:14p</b>	





# **SERVICES AND AREA ATTRACTIONS**



# Local Area Banks

*Info provided by Google Maps: "banks near Austin, TX 78728"*

## **Regions Bank**

Bank · 1721 Wells Branch Pkwy  
Open until 6:00 PM

## **Chase Bank**

Bank · 2711 La Frontera Blvd Ste 300  
Open until 6:00 PM

## **Wells Fargo Bank**

Bank · 2300 S I H 35  
Open until 6:00 PM

## **Bank of America Financial Center**

Bank · 2651 N Interstate Hwy 35  
Open until 6:00 PM

## **Frost Bank**

Bank · 2710 La Frontera Blvd  
Open until 6:00 PM

## **Plains Capital Bank**

Bank · 400 Sundance Pkwy

## **Wells Fargo Bank**

Bank · 1851 A.W. Grimes Blvd  
Open until 6:00 PM

## **First State Bank Central Texas**

Bank · 1620 Grand Ave Pkwy  
Open until 3:00 PM

## **Austin Telco Federal Credit Union**

Bank · 201 Sundance Pkwy  
Open until 4:00 PM

## **ATM Sam's Club**

Bank · 130 Sundance Pkwy  
Open until 5:00 PM

## **UFCU ATM**

ATM · 3900 Howard Lane, Cafeteria

## **First Convenience Bank**

Bank · 2701 S Interstate 35 #3  
Open until 7:00 PM

## **Frost Bank ATM**

ATM · 1779 Wells Branch Pkwy

## **Bank of America Financial Center**

Bank · 2511 W Parmer Ln  
Open until 6:00 PM

## **Bank of America Financial Center**

Bank · 16250 Ranch Rd 620 N  
Open until 6:00 PM

## **First Convenience Bank**

Bank · 2701 N Interstate 35 Frontage Rd  
Open until 7:00 PM

## **Wells Fargo Bank**

Bank · 1601 W Parmer Ln  
Open until 6:00 PM

## **Wells Fargo Bank**

Bank · 6208 McNeil Dr  
Open until 6:00 PM

## **UFCU Pflugerville Interactive Financial Center**

Credit Union · 15116 FM1825  
Open until 6:00 PM

## **Austin Telco Federal Credit Union**

Bank · 549 Louis Henna Blvd  
Open until 4:00 PM

# Gas Stations in the Area

Info provided by Google Maps: "gas stations near Austin, 78728"

## **Exxon**

Gas Station · 2801 La Frontera Blvd  
\$2.70 / Regular

## **Exxon**

Gas Station · 15900 I-35  
\$2.60 / Regular

## **Valero**

Gas Station · 1779 Wells Branch Pkwy #100  
Open until 12:00 AM  
\$2.56 / Regular

## **Shell**

Gas Station · 14842 N Interstate 35 Frontage Rd  
\$2.70 / Regular

## **Exxon**

Gas Station · 14730 N Interstate Hwy 35  
\$2.70 / Regular

## **Shell**

Gas Station · 14611 Burnet Rd  
\$2.68 / Regular

## **METRO MART #4**

Gas Station · 2113 Wells Branch Pkwy  
Open until 12:00 AM

## **Texaco**

Gas Station · 3505 Wells Branch Pkwy  
Open until 12:00 AM  
\$2.80 / Regular

## **H-E-B Fuel**

Gas Station · 603 Louis Henna Blvd, Bldg A  
Open until 10:00 PM  
\$2.60 / Regular

## **H-E-B Fuel**

Gas Station · 1434 Wells Branch Pkwy  
Open until 10:00 PM  
\$2.60 / Regular

## **7-Eleven**

Gas Station · 2801 La Frontera Blvd  
Pit stop for snacks, drinks & sundries

## **Valero**

Gas Station · 1900 S Mays St  
\$2.60 / Regular

## **Speedy Stop**

Gas Station · 14735 Bratton Ln # 101  
Roadside convenience store with snacks  
Opens at 7:00 AM  
\$2.70 / Regular

## **Conoco**

Gas Station · 1717 S Mays St  
\$2.57 / Regular

## **One Stop Food Mart**

Gas Station · 14701 N Mopac Expy  
Open until 10:00 PM

## **Chevron**

Gas Station · 409 Louis Henna Blvd  
Open until 11:00 PM  
\$2.70 / Regular

## **Valero**

Gas Station · 2100 Pecan St  
Open until 12:00 AM  
\$2.44 / Regular

## **Mister Xpress Lube**

Oil Change Service · 2710 N Interstate 35 Frontage Rd  
Open until 6:00 PM

## **H-E-B Fuel**

Gas Station · 16900 N Ranch Road 620  
Open until 10:00 PM  
\$2.60 / Regular

## **7-Eleven**

Gas Station · 14730 N Interstate Hwy 35  
Pit stop for snacks, drinks & sundries

# Area Attractions

*Info provided by Google Maps: "attractions near Austin, TX 78728"*

## **Inner Space Cavern**

Tourist Attraction · 4200 S Interstate 35  
Guided tours of an expansive cave  
Open until 4:00 PM

## **Memorial Park**

City Park · 600 N Lee St  
Standard spot with 2 playgrounds  
Open until 12:00 AM

## **Chisholm Trail Crossing Park**

City Park · 500 Chisholm Trail Rd  
Picnic tables & sculptures by a creek  
Open until 12:00 AM

## **Play for All Abilities Park**

City Park · 151 N A.W. Grimes Blvd  
Large, universally accessible playground  
Open until 12:00 AM

## **Urban Air Trampoline and Adventure Park**

Adventure Sports Center · 15407 Long Vista Dr  
Indoor trampoline activity center  
Open until 11:00 PM

## **Mills Pond Recreation Area**

Park · 15108 Wells Port Dr  
Quaint park with a fishing pond & trails  
Open until 10:00 PM

## **Old Settlers Park**

City Park · 3300 E Palm Valley Blvd  
645-acre park with over 25 sports fields  
Open until 12:00 AM

## **Mayfield Park and Nature Preserve**

Nature Preserve · 3505 W 35th St  
Serene walking trails & roaming peacocks  
Open until 10:00 PM

## **IKEA**

Furnishings · 1 Ikea Way  
Open until 9:00 PM

## **The Domain**

Shopping Center · 11410 Century Oaks Terrace  
Open until 9:00 PM

## **Round Rock Premium Outlets**

Shopping Center · 4401 N Interstate Hwy 35  
Open until 9:00 PM

## **Austin's Park N Pizza**

Amusement Park · 16231 N Interstate 35 Frontage Rd  
Amusement center with games & buffet  
Open until 11:00 PM

## **Escapology Escape Game Austin**

Amusement Park · 2000 S Interstate 35  
Opens at 3:30 PM

## **Congress Bridge Bats**

Tourist Attraction · Congress Ave

## **Austin Aquarium**

Aquarium · 13530 US-183 #101  
Interactive, kid-friendly sea-life venue  
Open until 8:00 PM

## **Brushy Creek Lake Park**

Park · 3300 Brushy Creek Rd  
Natural 90-acre lakeside park

## **Austin Nature & Science Center**

Science Museum · 2389 Stratford Dr  
Interactive natural science museum  
Open until 5:00 PM

## **Jumpoline**

Park · 3411 Wells Branch Pkwy  
Open until 11:00 PM

## **Bike and Brew ATX**

Tour Operator  
Open until 10:00 PM

## **Kennedy Grace Park**

Park · park, Kennedy Grace Ln

## **15 Locks**

Amusement Center · 2113 Wells Branch Pkwy #4300  
Themed escape room challenges  
Opens at 4:00 PM

# Local Fitness

Info provided by Google Maps: "fitness near Austin, TX 78728"

## **Life Time Fitness**

Gym · 13725 Ranch Rd 620 N

## **Outright Fitness and Performance**

Gym · 15508 Bratton Ln Suite. 625  
Lofty gym with indoor turf & classes

## **Fighting Fit Boot Camp of Austin**

Kickboxing School · 1779 Wells Branch Pkwy  
Fitness studio with kickboxing & yoga  
Reopens at 6:00 PM

## **Elevated Fitness**

Gym · 2013 Wells Branch Pkwy #202

## **Woodward CrossFit**

Gym · 13800 Quitman Pass

## **Austin Warrior Fitness and Defense**

Martial Arts School · 13900 I-35  
Opens at 4:30 PM

## **Gold's Gym**

Gym · 2400 N Interstate 35 Frontage Rd  
Open until 12:00 AM

## **413 FITNESS - Parkinson's Boxing**

Physical Fitness Program · 2013 Wells Branch Pkwy  
#305  
Open until 4:30 PM

## **Planet Fitness**

Gym · 2700 W Pecan St

## **Anytime Fitness**

Gym · 15812 Windermere Dr

## **Woodward CrossFit**

Gym · 9308 Anderson Mill Rd  
Reopens at 4:00 PM

## **Orangetheory Fitness**

Gym · 661 Louis Henna Blvd #450  
Open until 8:00 PM

## **Planet Fitness**

Gym · 200 W Palm Valley Blvd

## **Anytime Fitness**

Gym · 12407 Mopac Service Rd #350B

## **Focus Fitness**

Personal Trainer · 8650 Spicewood Springs Rd # 103

## **24 Hour Fitness**

Gym · 1401 Town Center Dr

## **Reynoso's Boxing Gym**

Boxing Gym · 1809 Fleischer Dr  
Opens at 6:00 PM

## **24 Hour Fitness**

Gym · 1208 N Interstate Hwy 35 Ste S

## **True Grind Systems**

Gym · 13800 Dragline Dr Ste A  
Open until 9:00 PM

## **The Little Gym of Round Rock**

Gymnastics Center · 3203 N Interstate 35 Frontage Rd.

